

# 340B in Utah

## Key Points

- ▶ Utah's low-income taxpayers are required to utilize for-profit pharmacies in Hawaii.
- ▶ One of the top contract pharmacies in Utah is owned by a PBM and is benefiting from a federal program intended to support needy Utah taxpayers.
- ▶ 62% of the contract pharmacies intended to serve poor patients in Utah are located in affluent neighborhoods.
- ▶ Utah 340B hospitals (2.22%) provide more charity care than the national average (2.15%).

**51% of 340B contract pharmacies for the top Utah hospitals with the most contract pharmacies are based outside the state. Some of the pharmacies are in Hawaii.**

Top 5 Hospitals in Utah	# of 340B Contract pharmacies	# of 340B Contract Pharmacies outside the State Lines
University of Utah	200	75 (38%)
IHC Health Services Inc. DBA Primary Children's Hospital	84	53 (63%)
LDS Hospital	58	28 (48%)
IHC Health Services, Inc. DBA: Utah Valley Hospital	48	33 (69%)
Intermountain Medical Center	44	32 (73%)

**One of the top 340B contract pharmacies supposedly serving Utah needy patients is owned by a PBM.**

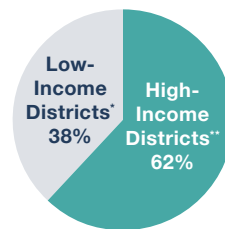
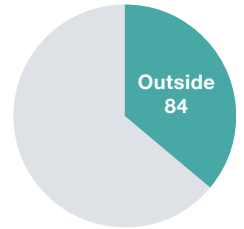
Top 5 340B Pharmacies with Most Contracts in Utah	PBM Owned Pharmacy	Chain Pharmacy
Walgreen Co		✓
IHC Health Services, Inc.	✓ (Intermountain Health)	
Accredo Health Group Inc	✓ (ESI/Cigna)	
Intermountain Homecare Pharmacy	✓ (Intermountain Health)	
Smiths Food And Drug Centers		✓

**Top Utah hospital with the highest operating expenses eligible for 340B discounts provides less charity care than the state average but more than the national average.**

Top Utah 340B Hospital with The Highest Operating Expenses	Charity Care
University of Utah Hospitals and Clinics	2.2%

**36% of 340B pharmacies supposedly serving poor patients in Utah are located outside the state.**

- Total number of contract pharmacies intended to serve needy patients in Utah – **231**
- Number of contract pharmacies intended to serve Utah's needy patients that are located outside of Utah – **84**

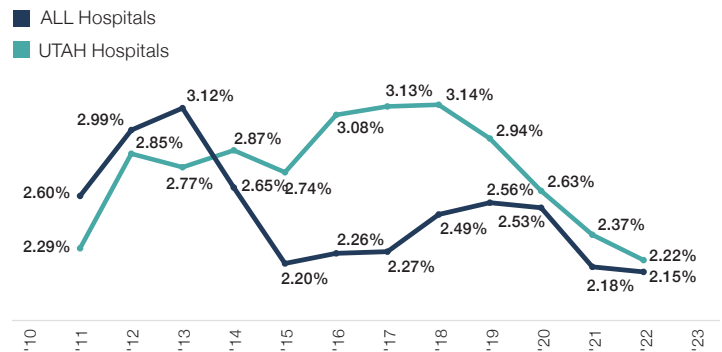


**62% of 340B pharmacies supposedly serving the poor are in affluent neighborhoods in Utah.**

- **9.0%** of the population living in poverty

\* **Low-Income Districts:** house districts where the percentage of the population living in poverty is above the average state poverty percentage  
 \*\* **High-Income Districts:** house districts where the percentage of the population living in poverty is below the average state poverty percentage

**Cost of Charity Care as a Share of Operating Expenses - All vs Utah 340B Reporting Hospitals**



**Charity Cost Ratios for Insured and Uninsured Patients State: Utah, Hospitals: All**

