

340B in New York

Key Points

- ▶ New York low-income taxpayers are required to utilize for-profit pharmacies in Texas.
- ▶ Pharmacy Benefit Management (PBM) and insurer-owned for-profit contract pharmacies benefit from a federal program intended to support needy New York taxpayers.
- ▶ 64% of contract pharmacies intended to serve poor patients in New York are located in affluent neighborhoods.
- ▶ New York 340B hospitals (1.91%) provide less charity care than the national average (2.15%).

25% of 340B contract pharmacies for the top New York hospitals with the most contract pharmacies are based outside the state. Some of the pharmacies are in Texas.

Top 5 Hospitals in New York	# of 340B Contract pharmacies	# of 340B Contract Pharmacies outside the State Lines
Strong Memorial Hospital	242	61 (25%)
Bellevue Hospital Center (NYCHHC)	184	28 (15%)
Rochester General Hospital	173	58 (34%)
Montefiore Medical Center	157	32 (20%)
Unity Hospital of Rochester	144	45 (31%)

Top 340B contract pharmacies supposedly serving New York needy patients are PBM or insurer owned.

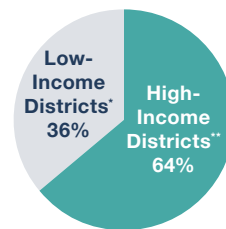
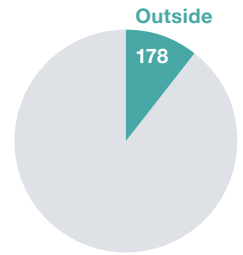
Top 5 340B Pharmacies with Most Contracts in New York	PBM/Insurer Owned Pharmacy	Chain Pharmacy
Raina RX LLC	✓ (Elevance Health)	
Optum Pharmacy 706, Inc.	✓ (Optum/United Healthcare)	
Sina Drug LLC		✓
Oncomed The Oncology Pharmacy of Buffalo		✓
Sorkin's RX Ltd		

Top New York hospital with the highest operating expenses eligible for 340B discounts provides less charity care than the state average and national averages.

Top New York 340B Hospital with The Highest Operating Expenses	Charity Care
New York-Presbyterian Hospital	0.97%

11% of 340B pharmacies supposedly serving poor patients in New York are located outside the state.

- Total number of contract pharmacies intended to serve needy patients in New York – **1695**
- Number of contract pharmacies intended to serve New York's needy patients that are located outside of New York – **178**

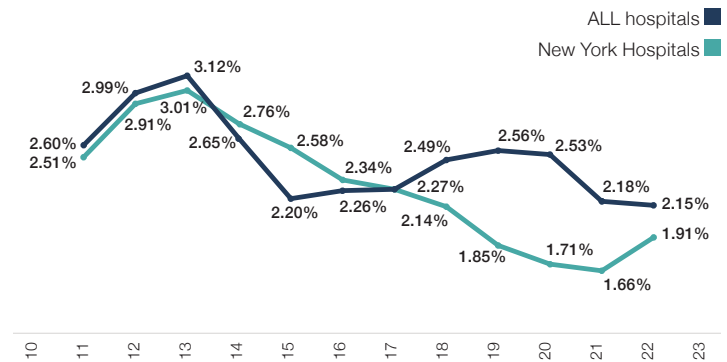


64% of 340B pharmacies supposedly serving the poor are in affluent neighborhoods in New York.

- **14.2%** of the population living in poverty

* **Low-Income Districts:** house districts where the percentage of the population living in poverty is above the average state poverty percentage
 ** **High-Income Districts:** house districts where the percentage of the population living in poverty is below the average state poverty percentage

Cost of Charity Care as a Share of Operating Expenses - All vs New York 340B Reporting Hospitals



Charity Cost Ratios for Insured and Uninsured Patients State: New York, Hospitals: All

