

340B in Indiana

Key Points

- ▶ Indiana’s low-income taxpayers are required to utilize for-profit pharmacies in Hawaii and California.
- ▶ Pharmacy Benefit Management (PBM) owned pharmacies benefit from a federal program intended to support low-income Indiana taxpayers.
- ▶ 39% of Indiana contract pharmacies intended to serve poor patients are located in affluent neighborhoods.
- ▶ Indiana 340B hospitals (1.72%) provide less charity care than the national average (2.15%).

35% of 340B contract pharmacies for the Indiana hospitals with the most contract pharmacies are based outside the state. Some of the pharmacies are in Hawaii and California.

Top 5 Hospitals in Indiana	# of 340B Contract pharmacies	# of 340B Contract Pharmacies outside the State Lines
Community Health Network, Inc.	141	25 (18%)
The Methodist Hospitals	86	26 (30%)
Parkview Hospital	74	39 (53%)
Franciscan Health Indianapolis	69	20 (29%)
Deaconness Hospital	63	41 (65%)

Top 340B contract pharmacies supposedly serving Indiana low-income patients are owned by for profit PBMs and chain drug stores.

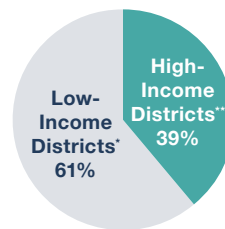
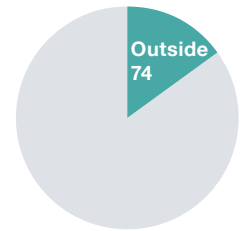
Top 5 340B Pharmacies with Most Contracts in Indiana	PBM Owned Pharmacy	Chain Pharmacy
Walmart Pharmacy		✓
Optum Pharmacy	✓ (Optum/United Healthcare)	
Express Scripts Pharmacy	✓ (Express Scripts/Cigna)	
Accredo Health Group	✓ (Express Scripts/Cigna)	
Accredo Health Group	✓ (Express Scripts/Cigna)	

Top Indiana hospital with the highest operating expenses eligible for 340B discounts provides less charity care than the state and national averages.

Top Indiana 340B Hospital with The Highest Operating Expenses	Charity Care Expenses
Indiana University Health Inc	1.0%

15% of 340B pharmacies supposedly serving poor patients in Indiana are located outside the state.

- Total number of contract pharmacies intended to serve low-income patients in Indiana – **503**
- Number of contract pharmacies intended to serve Indiana’s low-income patients that are located outside of Indiana – **74**



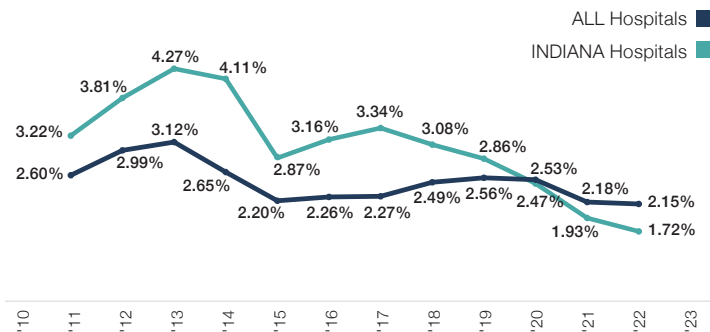
39% of 340B pharmacies supposedly serving the poor are in affluent neighborhoods in Indiana.

- **12.3%** of the population living in poverty

* **Low-Income Districts:** house districts where the percentage of the population living in poverty is above the average state poverty percentage

** **High-Income Districts:** house districts where the percentage of the population living in poverty is below the average state poverty percentage

Cost of Charity Care as a Share of Operating Expenses - All vs Indiana 340B Reporting Hospitals



Charity Cost Ratios for Insured and Uninsured Patients State: Indiana, Hospitals: All

