

## 340B in Illinois

### Key Points

- ▶ Illinois's low-income taxpayers are required to utilize for-profit pharmacies in Hawaii and Florida.
- ▶ Pharmacy Benefit Management (PBM) owned pharmacy has the most number of contracts benefiting from a federal program intended to support needy Illinois taxpayers.
- ▶ 49% of the contract pharmacies intended to serve poor patients in Illinois are located in affluent neighborhoods.
- ▶ Illinois 340B hospitals (1.74%) provide less charity care than the national average (2.15%).

**25% of 340B contract pharmacies for the Illinois hospitals with the most contract pharmacies are based outside the state. Some of the pharmacies are in Hawaii and Florida.**

Top 5 Hospitals in Illinois	# of 340B Contract Pharmacies	# of 340B Contract Pharmacies outside the State Lines
Rush University Medical Center	413	89 (22%)
Loyola University Medical Center	298	40 (13%)
Insight Hospital And Medical Center Chicago	193	44 (23%)
Javon Bea Hospital	149	73 (49%)
Advocate Christ Medical Center	127	44 (35%)

**Top 340B contract pharmacy supposedly serving Illinois' needy patients is owned by a for-profit PBM.**

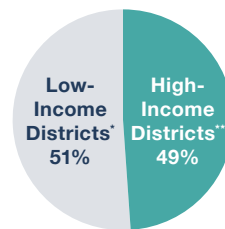
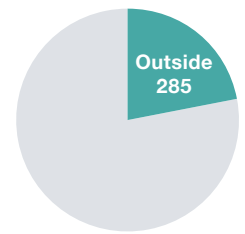
Top 5 340B Pharmacies with Most Contracts in Illinois	PBM Owned Pharmacy	Chain Pharmacy
Caremark Illinois Specialty Pharmacy, LI	✓ (Caremark/CVS Health)	
CVS Caremark Advanced Technology Pharmac	✓ (Caremark/CVS Health)	
Walgreen Co.		✓
Delivercarex Pharmacy LLC		
Walgreen Co.		✓

**Top Illinois hospital with the highest operating expenses eligible for 340B discounts provide less charity care than the state and national averages.**

Top Illinois 340B Hospital with The Highest Operating Expenses	Charity Care
Rush University Medical Center	0.69%

**22% of 340B pharmacies supposedly serving poor patients in Illinois are located outside the state.**

- Total number of contract pharmacies intended to serve needy patients in Illinois – **1271**
- Number of contract pharmacies intended to serve Illinois's needy patients that are located outside of Illinois – **285**



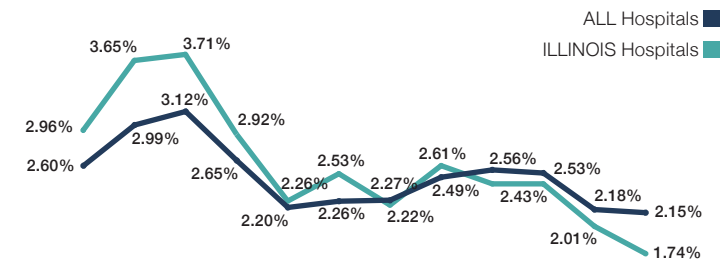
**49% of 340B pharmacies supposedly serving the poor are in affluent neighborhoods in Illinois.**

- **11.6%** of the population living in poverty

\* **Low-Income Districts:** house districts where the percentage of the population living in poverty is above the average state poverty percentage

\*\* **High-Income Districts:** house districts where the percentage of the population living in poverty is below the average state poverty percentage

**Cost of Charity Care as a Share of Operating Expenses - All vs Illinois 340B Reporting Hospitals**



**Charity Cost Ratios for Insured and Uninsured Patients State: Illinois, Hospitals: All**

