

## 340B in Colorado

### Key Points

- ▶ Colorado's low-income taxpayers are required to utilize for-profit pharmacies in Florida.
- ▶ PBM and for-profit chain drug stores with the most number of contracts benefit from the federal program intended to support needy Colorado taxpayers.
- ▶ 43% of the contract pharmacies intended to serve poor patients in Colorado are located in affluent neighborhoods.
- ▶ Colorado 340B hospitals (2.08%) provide less charity care than the national average (2.15%).

**41% of 340B contract pharmacies for the top Colorado hospitals with the most contract pharmacies are based outside the state. Some of the pharmacies are in Florida.**

Top 5 Hospitals in Colorado	# of 340B Contract pharmacies	# of 340B Contract Pharmacies outside the State Lines
University Of Colorado Hospital	148	45 (30%)
National Jewish Medical And Research Center	142	48 (34%)
Denver Health Medical Center	110	41 (37%)
Children's Hospital Colorado	76	42 (55%)
Advent Health Avista	57	44 (77%)

**Top 340B contract pharmacy supposedly serving Colorado needy patients is owned by for profit chain drug store.**

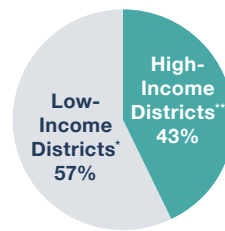
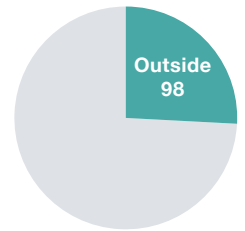
Top 5 340B Pharmacies with Most Contracts in Colorado	PBM Owned Pharmacy	Chain Pharmacy
The Kroger Co., KS 113		✓
Walgreens #21397		✓
Procare Pharmacy, LLC	✓ (CVS Health)	
Optum Infusion Services LLC	✓ (Optum)	
Centura Health Pharmacy Services		

**Top Colorado hospital with the highest operating expenses eligible for 340B discounts provides more charity care than the state and less than the national average.**

Top Colorado 340B Hospital with The Highest Operating Expenses	Charity Care
University Of Colorado Hospital	1.56%

**26% of 340B pharmacies supposedly serving poor patients in Colorado are located outside the state.**

- Total number of contract pharmacies intended to serve needy patients in Colorado – **370**
- Number of contract pharmacies intended to serve Colorado's needy patients that are located outside of Colorado – **98**



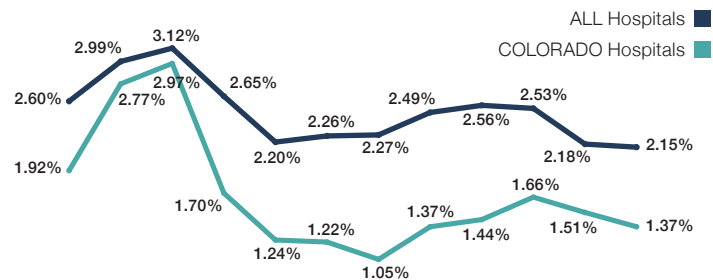
**43% of 340B pharmacies supposedly serving the poor are in affluent neighborhoods in Colorado.**

- **9.3%** of the population living in poverty

\* **Low-Income Districts:** house districts where the percentage of the population living in poverty is above the average state poverty percentage

\*\* **High-Income Districts:** house districts where the percentage of the population living in poverty is below the average state poverty percentage

**Cost of Charity Care as a Share of Operating Expenses - All vs Colorado 340B Reporting Hospitals**



**Charity Cost Ratios for Insured and Uninsured Patients State: Colorado, Hospitals: All**

