

Multiple Entities Benefit When Drug Pricing/Spending Increases



Maximum Fair Price Medications

OOP Costs Increased for 14 of 24

Medication	Class	Generic/Biosimilar available '25	2025 WAC change	MFP	Avg OOP Cost		% Change				
					2024	2025	All	CVS	ESI	Humana	ORx
Austedo	Neuropsych	2036	2.5%	-38%, 2027	\$562	\$661	18.0%	6.0%	24.0%	5.0%	40.0%
Breo Ellipta	Pulmonary	2026	0.0%	-83%, 2027	\$59	\$69	17.0%	1.0%	24.0%	9.0%	23.0%
Eliquis	CVD	2028	2.0%	-56%, 2026	\$77	\$78	2.0%	-3.0%	15.0%	-9.0%	-2.0%
Enbrel	Autoimmune	2029	7.0%	-67%, 2026	\$733	\$968	32.0%	38.0%	54.0%	6.0%	37.0%
Farxiga	Metabolic	2026	3.0%	-68%, 2026	\$69	\$85	23.0%	-2.0%	32.0%	64.0%	9.0%
Jardiance	Metabolic	2034	3.0%	-66%, 2026	\$66	\$68	4.0%	-3.0%	28.0%	-14.0%	-1.0%
Linzess	GI	2033	5.0%	-75%, 2027	\$59	\$63	8.0%	-21.0%	7.0%	19.0%	20.0%
Otezla	Autoimmune	2034	7.0%	-65%, 2027	\$600	\$789	31.0%	22.0%	38.0%	29.0%	41.0%
Semaglutide^a	Metabolic	2033	0-3%	-71%, 2027	\$97	\$98	1.0%	-1.0%	33.0%	-21.0%	-13.0%
Tradjenta	Metabolic	2031	0.0%	-84%, 2027	\$47	\$52	9.0%	-8.0%	20.0%	-6.0%	20.0%
Trelegy	Pulmonary	2030	3.0%	-73%, 2027	\$71	\$76	7.0%	-1.0%	21.0%	1.0%	4.0%
Vraylar	Neuropsych	2029	5.0%	-44%, 2027	\$106	\$155	46.0%	10.0%	45.0%	54.0%	65.0%
Xarelto	CVD	2026 ^b	5.0%	-62%, 2026	\$78	\$79	1.0%	1.0%	15.0%	-6.0%	-10.0%
Xifaxan	GI	2029	6.0%	-63%, 2027	\$373	\$467	25.0%	9.0%	32.0%	21.0%	29.0%

^aSemaglutides include Ozempic, Rybelsus, Wegovy; ^bOnly lowest and infrequently used 2.5 mg dose available

Maximum Fair Price Medications

OOP Costs Decreased for 10 of 24

Medication	Class	Generic/Biosimilar available '25	2025 WAC change	MFP	Avg OOP Cost		% Change				
					2024	2025	All	CVS	ESI	Humana	ORx
Calquence	Oncologic	2036	3.0%	-40%, 2027	\$1,595	\$1,335	-16.0%	-12.0%	-12.0%	-28.0%	-19.0%
Entresto	CVD	2025	2.5%	-53%, 2026	\$78	\$73	-6.0%	-4.0%	7.0%	-18.0%	-13.0%
Ibrance	Oncologic	2034	3.0%	-50%, 2027	\$1,574	\$1,288	-18.0%	-25.0%	-17.0%	-26.0%	-12.0%
Imbruvica	Oncologic	2033	-19.1%	-38%, 2026	\$1,589	\$1,274	-19.1%	-19.0%	-22.0%	-28.0%	-14.0%
Janumet	Metabolic	2026	-42.4%	-85%, 2027	\$51	\$45	-12.0%	-25.0%	-8.0%	-17.0%	-4.0%
Januvia	Metabolic	2027	-42.4%	-79%, 2026	\$53	\$47	-11.0%	-21.0%	-7.0%	-17.0%	-6.0%
Ofev	Pulmonary	2029	4.0%	-50%, 2027	\$1,621	\$1,205	-26.0%	-31.0%	-23.0%	-30.0%	-19.0%
Pomalyst	Oncologic	2031	4.5%	-60%, 2027	\$1,734	\$1,260	-27.0%	-24.0%	-26.0%	-30.0%	-27.0%
Stelara	Autoimmune	2025	4.7%	-66%, 2026	\$722	\$572	-21.0%	-30.0%	-19.0%	-18.0%	-21.0%
Xtandi	Oncologic	2033	4.0%	-48%, 2027	\$1,596	\$1,134	-22.0%	-25.0%	-18.0%	-28.0%	-18.0%

Maximum Fair Price Medications

Group 1: Medications with maximum fair price effective in 2026

Medication	Class	Generic or biosimilar available/expected	2025 WAC change	MFP discount	Average OOP cost		% change in OOP cost				
					2024	2025	All	CVS	ESI	Humana	ORx
Eliquis	Cardiovascular	2028	+2.0%	-56%	\$76.96	\$78.16	+2%	-3%	+15%	-9%	-2%
Enbrel	Autoimmune	2029	+7.0%	-67%	\$732.53	\$967.73	+32%	+38%	+54%	+6%	+37%
Entresto	Cardiovascular	2025	+2.5%	-53%	\$77.55	\$72.53	-6%	-4%	+7%	-18%	-13%
Farxiga	Metabolic	2026	+3.0%	-68%	\$69.09	\$85.03	+23%	-2%	+32%	+64%	+9%
Imbruvica	Oncologic	2033	0%	-38%	\$1,588.71	\$1,273.95	-20%	-19%	-22%	-28%	-14%
Januvia	Metabolic	2027	-42.4%	-79%	\$52.72	\$46.67	-11%	-21%	-7%	-17%	-6%
Jardiance	Metabolic	2034	+3.0%	-66%	\$65.53	\$67.64	+4%	-3%	+28%	-14%	-1%
Stelara	Autoimmune	2025	+4.7%	-66%	\$721.57	\$572.42	-21%	-30%	-19%	-18%	-21%
Xarelto	Cardiovascular	2026	+5.0%	-62%	\$77.92	\$78.57	+1%	+1%	+15%	-6%	-10%

Maximum Fair Price Medications

Group 2

Medication	Class	Generic or biosimilar available/expected	2025 WAC change	MFP discount	Avg OOP cost		% Change OOP cost				
					2024	2025	All	CVS	ESI	Humana	ORx
Austedo	Neuropsychiatric	2036	+2.5%	-38%	\$562.03	\$661.45	+18%	+6%	+24%	+5%	+40%
Breo Ellipta	Pulmonary	2030	0.0%	-83%	\$59.02	\$69.28	+17%	+1%	+24%	+9%	+23%
Calquence	Oncologic	2036	+3.0%	-40%	\$1,595.05	\$1,334.97	-16%	-12%	-12%	-28%	-19%
Ibrance	Oncologic	2034	+3.0%	-50%	\$1,573.91	\$1,287.60	-18%	-25%	-17%	-26%	-12%
Janumet	Metabolic	2026	-42.4%	-85%	\$51.43	\$45.09	-12%	-25%	-8%	-17%	-4%
Linzess	Gastrointestinal	2033	+5.0%	-75%	\$58.59	\$63.20	+8%	-21%	+7%	+19%	+20%
Ofev	Pulmonary	2029	+4.0%	-50%	\$1,621.46	\$1,204.60	-26%	-31%	-23%	-30%	-19%
Otezla	Autoimmune	2034	+7.0%	-65%	\$599.94	\$788.60	+31%	+22%	+38%	+29%	+41%
Pomalyst	Oncologic	2031	+4.5%	-60%	\$1,734.37	\$1,259.99	-27%	-24%	-26%	-30%	-27%
Semaglutides	Metabolic	2033	+3.0%	-71%	\$97.15	\$97.80	+1%	-1%	+33%	-21%	-13%
Tradjenta	Metabolic	2031	0.0%	-84%	\$47.49	\$51.72	+9%	-8%	+20%	-6%	+20%
Trelegy Ellipta	Pulmonary	2030	+3.0%	-73%	\$71.17	\$76.23	+7%	-1%	+21%	+1%	+4%
Vraylar	Neuropsychiatric	2029	+5.0%	-44%	\$106.12	\$155.10	+46%	+10%	+45%	+54%	+65%
Xifaxan	Gastrointestinal	2029	+6.0%	-63%	\$373.43	\$466.52	+25%	+9%	+32%	+21%	+29%
Xtandi	Oncologic	2033	+4.0%	-48%	\$1,595.58	\$1,134.45	-22%	-25%	-18%	-28%	-18%

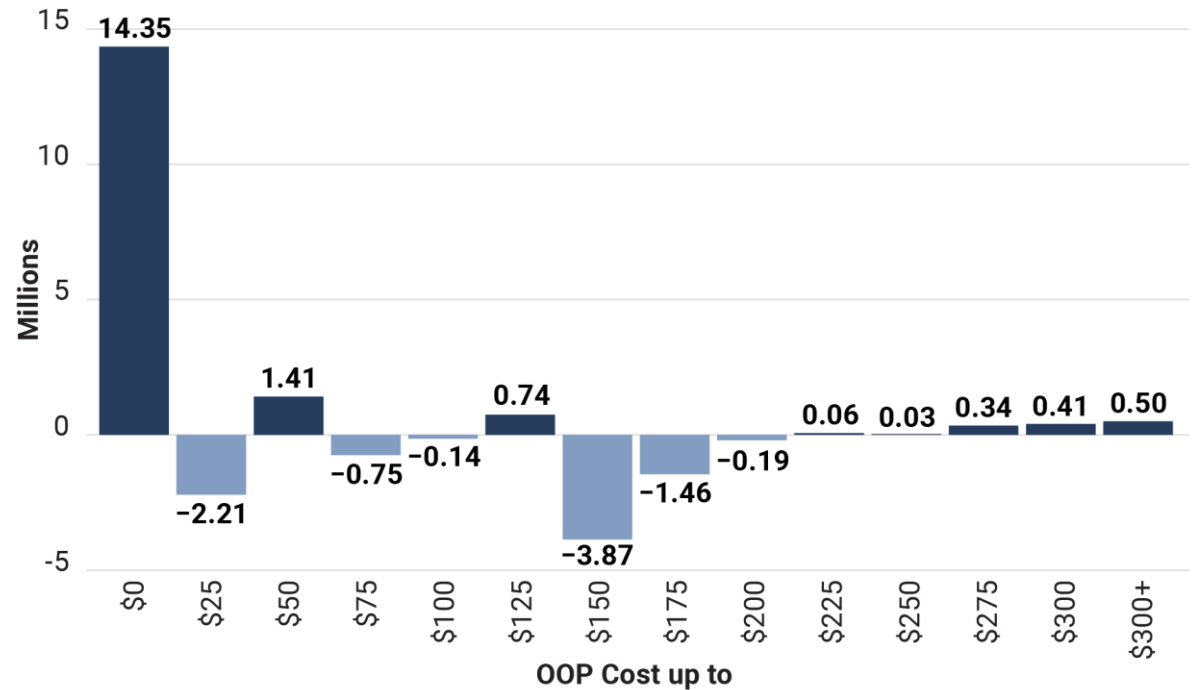
Maximum Fair Price Medications – Group 1

Eliquis, Enbrel, Entresto, Farxiga, Imbruvica, Januvia, Jardiance, Stelara, Xarelto

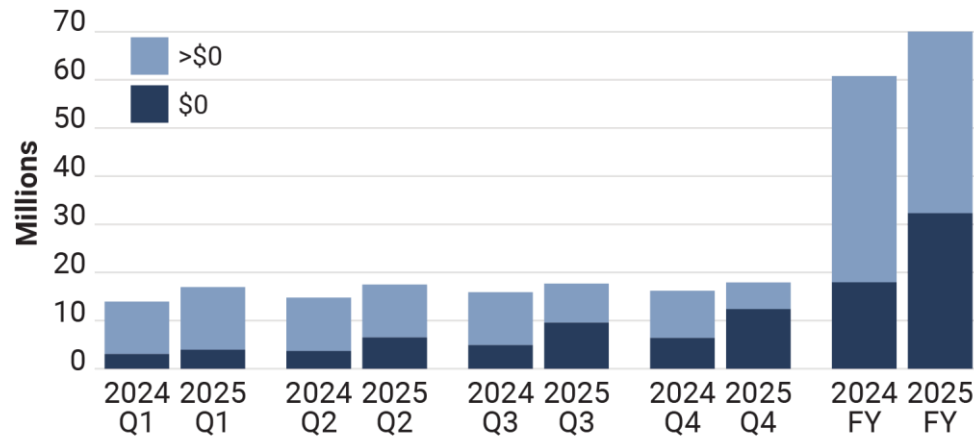
OOP cost	Prescriptions		2025 vs 2024 change
	2024	2025	
All	60.8 M	70.0 M	9.24 M
Zero-cost	18.0 M	32.3 M	14.35 M
>0	42.8 M	37.7 M	(5.11 M)

Change in Prescription Volume by OOP Cost Range 2025 vs 2024

- 9M more scripts for these medicines 2025 vs 2024
- 14M more scripts at no cost in 2025 vs 2024



Change in Volume of Prescriptions



Maximum Fair Price Medications – Group 2

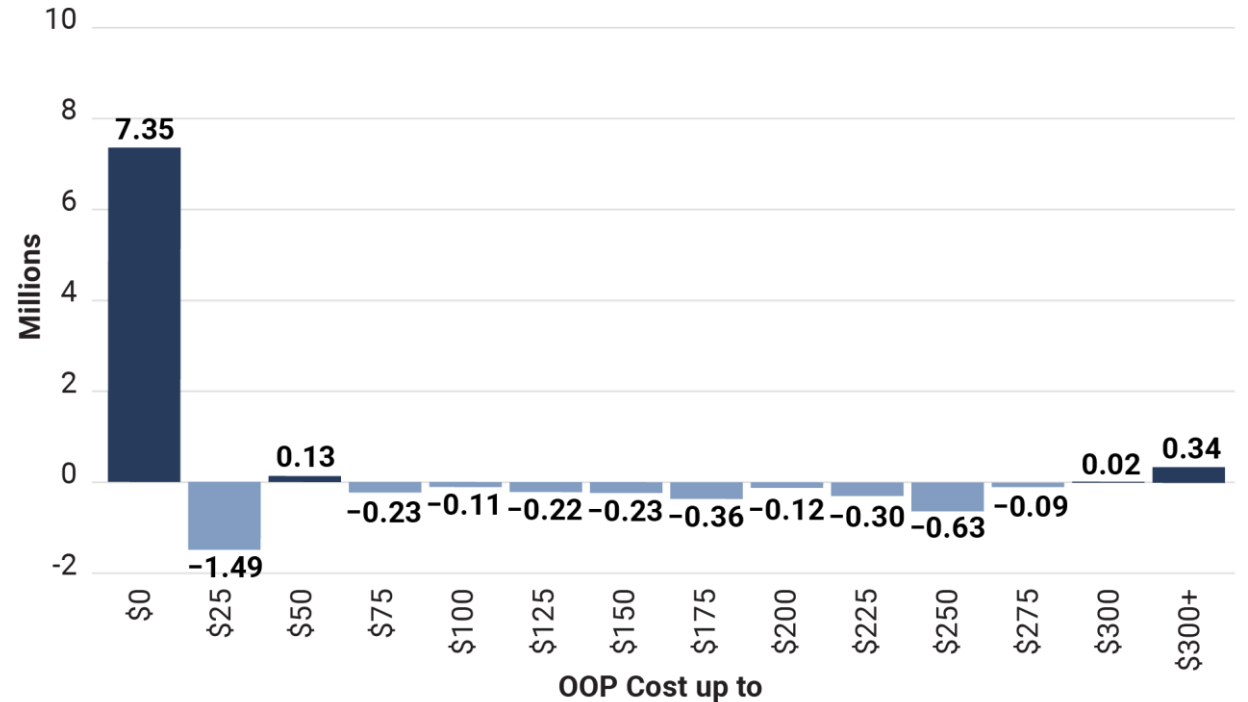
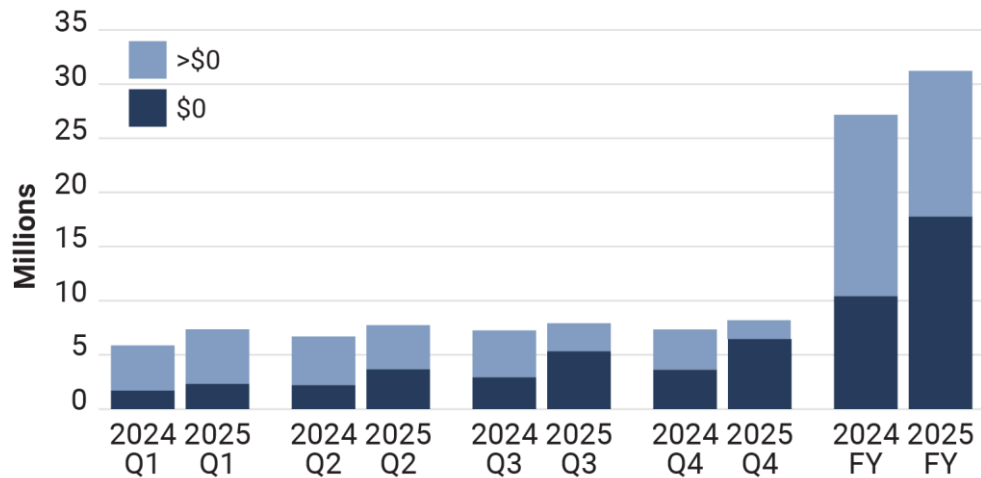
Austedo, Breo Ellipta, Calquence, Ibrance, Janumet, Linzess, Ofev, Otezla, Ozempic/Rybelsus/ Wegovy, Pomalyst, Tradjenta, Trelegy Ellipta, Vraylar, Xifaxan, Xtandi

OOP cost	Prescriptions		2025 vs 2024 change
	2024	2025	
All	27.16 M	31.23 M	4.06 M
Zero-cost	10.41 M	17.76 M	7.35 M
>0	16.75 M	13.47 M	(3.29 M)

Change in Prescription Volume by OOP Cost Range 2025 vs 2024

- 4M more scripts for these medicines 2025 vs 2024
- 7M more scripts at no cost in 2025 vs 2024

Change in Volume of Prescriptions



Maximum Fair Price Medications

OOP Costs Decreased for 10 of 24

Medication	Class	Generic/Biosimilar available '25	2025 WAC change	MFP	Avg OOP Cost		% Change				
					2024	2025	All	CVS	ESI	Humana	ORx
Calquence	Oncologic	2036	3.0%	-40%, 2027	\$1,595	\$1,335	-16.0%	-12.0%	-12.0%	-28.0%	-19.0%
Entresto	CVD	2025	2.5%	-53%, 2026	\$78	\$73	-6.0%	-4.0%	7.0%	-18.0%	-13.0%
Ibrance	Oncologic	2034	3.0%	-50%, 2027	\$1,574	\$1,288	-18.0%	-25.0%	-17.0%	-26.0%	-12.0%
Imbruvica	Oncologic	2033	0%	-38%, 2026	\$1,589	\$1,274	-20.0%	-19.0%	-22.0%	-28.0%	-14.0%
Janumet	Metabolic	2026	-42.4%	-85%, 2027	\$51	\$45	-12.0%	-25.0%	-8.0%	-17.0%	-4.0%
Januvia	Metabolic	2027	-42.4%	-79%, 2026	\$53	\$47	-11.0%	-21.0%	-7.0%	-17.0%	-6.0%
Ofev	Pulmonary	2029	4.0%	-50%, 2027	\$1,621	\$1,205	-26.0%	-31.0%	-23.0%	-30.0%	-19.0%
Pomalyst	Oncologic	2031	4.5%	-60%, 2027	\$1,734	\$1,260	-27.0%	-24.0%	-26.0%	-30.0%	-27.0%
Stelara	Autoimmune	2025	4.7%	-66%, 2026	\$722	\$572	-21.0%	-30.0%	-19.0%	-18.0%	-21.0%
Xtandi	Oncologic	2033	4.0%	-48%, 2027	\$1,596	\$1,134	-22.0%	25.0%	-18.0%	-28.0%	-18.0%