

340B in Virginia

Key Points

- ▶ Virginia's low-income taxpayers are required to utilize for-profit pharmacies in Hawaii and California.
- ▶ For profit chain drug stores benefit from a federal program intended to support low-income Virginia taxpayers.
- ▶ 48% of the contract pharmacies intended to serve poor patients in Virginia are located in affluent neighborhoods.
- ▶ Virginia 340B hospitals (1.90%) provide less charity care than the national average (2.15%).

46% of 340B contract pharmacies for the Virginia hospitals with the most contract pharmacies are based outside the state. Some of the pharmacies are in Hawaii and California.

Top 5 Hospitals in Virginia	# of 340B Contract Pharmacies	# of 340B Contract Pharmacies outside the State Lines
Carilion Medical Center	166	74 (45%)
Carilion Giles Community Hospital	125	60 (48%)
University of Virginia Medical Center	125	58 (46%)
Carilion Rockbridge Community Hospital	103	55 (53%)
Inova Fairfax Hospital	94	36 (38%)

Top 340B contract pharmacies supposedly serving Virginia low-income patients are owned by for profit Chain Drug Stores.

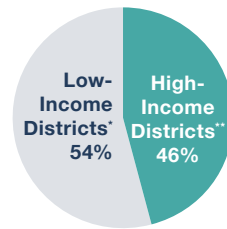
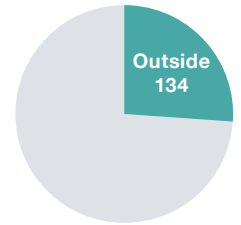
Top 5 340B Pharmacies with Most Contracts in Virginia	PBM Owned Pharmacy	Chain Pharmacy
Walgreens #21420		✓
Virginia CVS Pharmacy, LLC		✓
Virginia CVS Pharmacy, LLC		✓
Virginia CVS Pharmacy, LLC		✓
Virginia CVS Pharmacy, LLC		✓

Top Virginia hospital with the highest operating expenses eligible for 340B discounts provides less charity care than the state and national average.

Top Virginia 340B Hospital with The Highest Operating Expenses	Charity Care
University of Virginia Medical Center	1.69%

26% of 340B pharmacies supposedly serving poor patients in Virginia are located outside the state.

- Total number of contract pharmacies intended to serve low-income patients in Virginia – **513**
- Number of contract pharmacies intended to serve Virginia's low-income patients that are located outside of Virginia – **134**

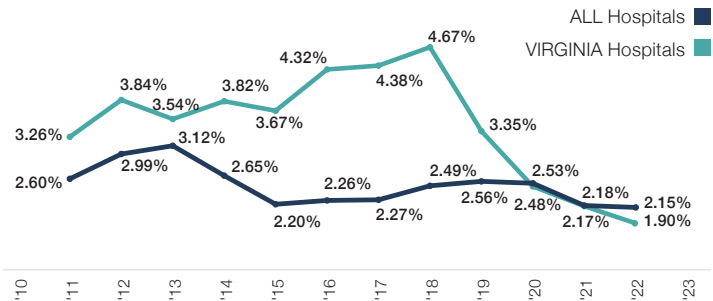


46% of 340B pharmacies supposedly serving the poor are in affluent neighborhoods in Virginia.

- **10.2%** of the population living in poverty

* **Low-Income Districts:** house districts where the percentage of the population living in poverty is above the average state poverty percentage
 ** **High-Income Districts:** house districts where the percentage of the population living in poverty is below the average state poverty percentage

Cost of Charity Care as a Share of Operating Expenses - All vs Virginia 340B Reporting Hospitals



Charity Cost Ratios for Insured and Uninsured Patients State: Virginia, Hospitals: All

