

340B in Kentucky

Key Points

- ▶ Kentucky's low-income taxpayers are required to utilize for-profit pharmacies in Hawaii and California.
- ▶ For profit chain drug store contract pharmacies benefit from a federal program intended to support low-income Kentucky taxpayers.
- ▶ 38% of contract pharmacies intended to serve poor patients in Kentucky are located in affluent neighborhoods.
- ▶ Kentucky 340B hospitals (0.68%) provide less charity care than the national average (2.15%).

51% of 340B contract pharmacies for the Kentucky hospitals with the most contract pharmacies are based outside the state.

Top 5 Hospitals in Kentucky	# of 340B Contract pharmacies	# of 340B Contract Pharmacies outside the State Lines
Norton Hospitals, Inc	175	73 (42%)
University Of Kentucky	144	38 (26%)
Arh Mary Breckinridge Health Services, Inc.	109	89 (82%)
Hazard Arh Regional Medical Center	106	78 (74%)
Baptist Health Lagrange	102	46 (45%)

Top 340B contract pharmacies supposedly serving Kentucky low-income patients are owned by chain drug stores.

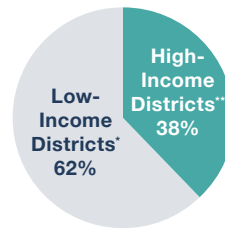
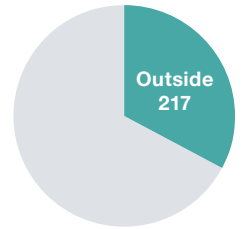
Top 5 340B Pharmacies with Most Contracts in Kentucky	PBM Owned Pharmacy	Chain Pharmacy
Sina Drug Llc		✓
Option Care Enterprises, Inc.		✓
Walgreen Co.		✓
Kentucky CVS Pharmacy		✓
Kentucky CVS Pharmacy		✓

Top Kentucky hospital with the highest operating expenses eligible for 340B discounts provides more than the state average but less charity care than the national average.

Top Kentucky 340B Hospital with The Highest Operating Expenses	Charity Care
Norton Hospitals, Inc	0.85%

33% of 340B pharmacies supposedly serving poor patients in Kentucky are located outside the state.

- Total number of contract pharmacies intended to serve low-income patients in Kentucky – **667**
- Number of contract pharmacies intended to serve Kentucky's low-income patients that are located outside of Kentucky – **217**

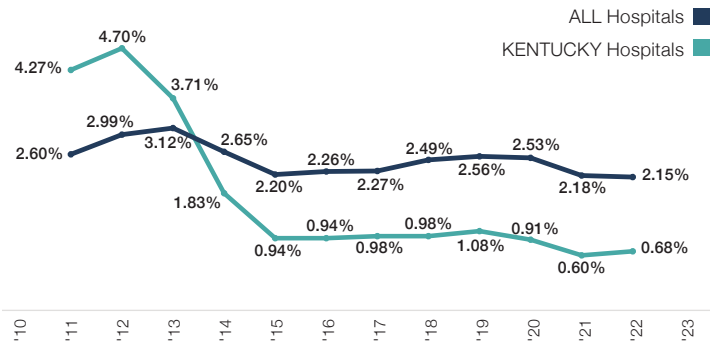


38% of 340B pharmacies supposedly serving the poor are in affluent neighborhoods in Kentucky.

- **16.4%** of the population living in poverty

* **Low-Income Districts:** house districts where the percentage of the population living in poverty is above the average state poverty percentage
 ** **High-Income Districts:** house districts where the percentage of the population living in poverty is below the average state poverty percentage

Cost of Charity Care as a Share of Operating Expenses - All vs Kentucky 340B Reporting Hospitals



Charity Cost Ratios for Insured and Uninsured Patients State: Kentucky, Hospitals: All

