



Some Big, Broad Economic Trends in Massachusetts

A MassEconomix Report





PIONEER INSTITUTE
PUBLIC POLICY RESEARCH

Pioneer Institute is an independent, non-partisan, privately funded research organization that seeks to improve the quality of life in Massachusetts through civic discourse and intellectually rigorous, data-driven public policy solutions based on free market principles, individual liberty and responsibility, and the ideal of effective, limited and accountable government. *Pioneer Institute is a tax-exempt 501(c)3 organization funded through the donations of individuals, foundations and businesses committed to the principles Pioneer espouses. To ensure its independence, Pioneer does not accept government grants.*



This report is a publication of Pioneer Opportunity, which seeks to keep Massachusetts competitive by promoting a healthy business climate, transparent regulation, small business creation in urban areas and sound environmental and development policy. Current initiatives promote market reforms to increase the supply of affordable housing, reduce the cost of doing business, and revitalize urban areas.



Infogroup is the provider of the Licensed Database used to create the Your-economy Time Series (YTS). This work/research was authorized to use YTS through the Business Dynamics Research Consortium (BDRC) by the University of Wisconsin-System's Institute for Business and Entrepreneurship. The contents of this publication are solely the responsibility of the authors.

Table of Figures

Summary	3
Metrics of Growth	4
Number of Employees by Year.....	4
Number of Establishments by Year.....	4
Numbers of Company Headquarters and Associated Employees by Year.....	5
Average Firm Size by Year.....	6
Largest Employers in Massachusetts in 2018.....	7

Summary

MassEconomix.org, Pioneer’s new site for viewing and interacting with economic data for the Commonwealth of Massachusetts, is a tool for understanding the economies of the state as a whole, its regions, and individual communities. This first report, to be followed by a series of analyses on business trends in Massachusetts and its communities, gives a glimpse of the statewide trends including information on employment, business establishments, and types of businesses.

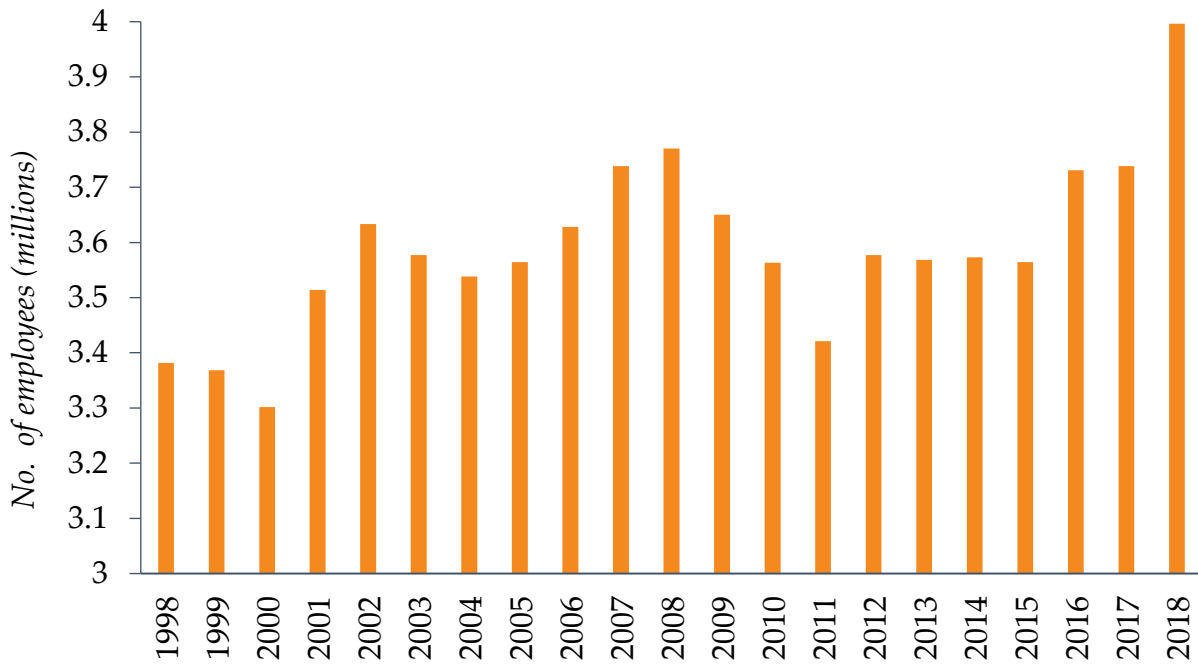
Between 2008 and 2018, the number of people employed in the state grew by 6%. In 2018, there were 54.4 businesses for every 1,000 people in Massachusetts, compared to the national average of 24.2. In addition, the average firm employed 10.7 people in Massachusetts, compared to the national average of 17.7. There are 1,314 companies headquartered in Massachusetts, and the state’s largest employer is Massachusetts General Hospital.

Transparency and accessibility to this data is important to the economic health of the state of Massachusetts. Pioneer hopes that members of the public, thought leaders, and decision-makers alike will use data to encourage sound economic policymaking in the state.

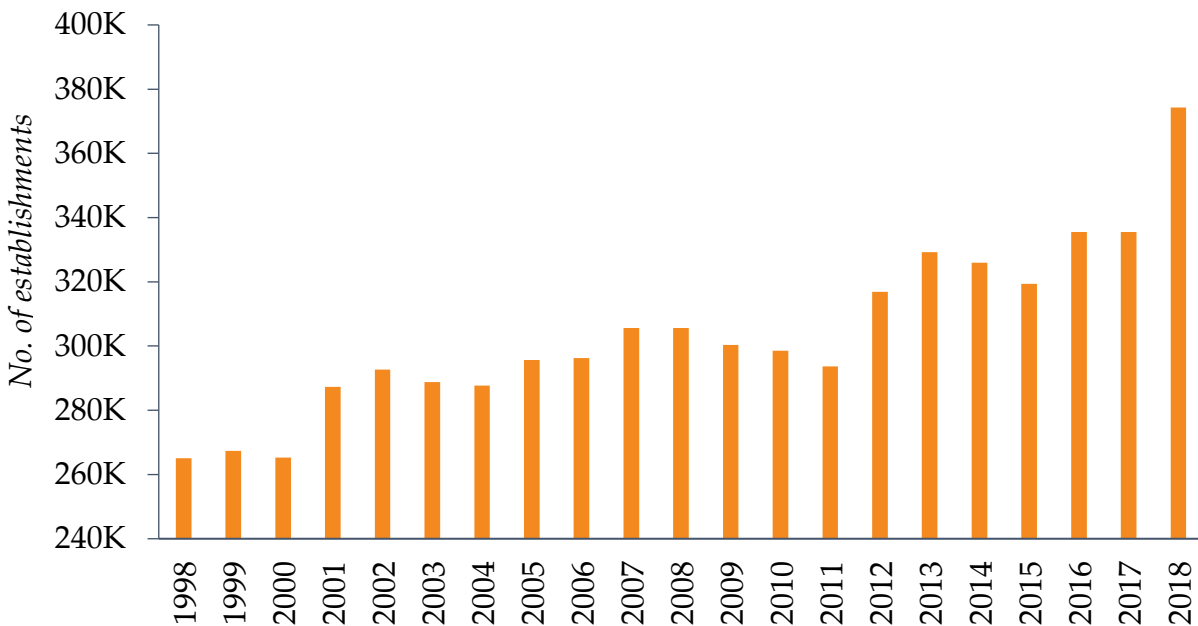
<i>Massachusetts By The Numbers, 2018</i>	
Total Number of Employees	3,996,159
20-year Change in Employees	+18%
Total Number of Establishments	374,330
20-year Change in Establishments	+40%
Total Number of Establishments Categorized as Headquarters	1,314
Average Number of Employees Per Company	10.7

Metrics of Growth

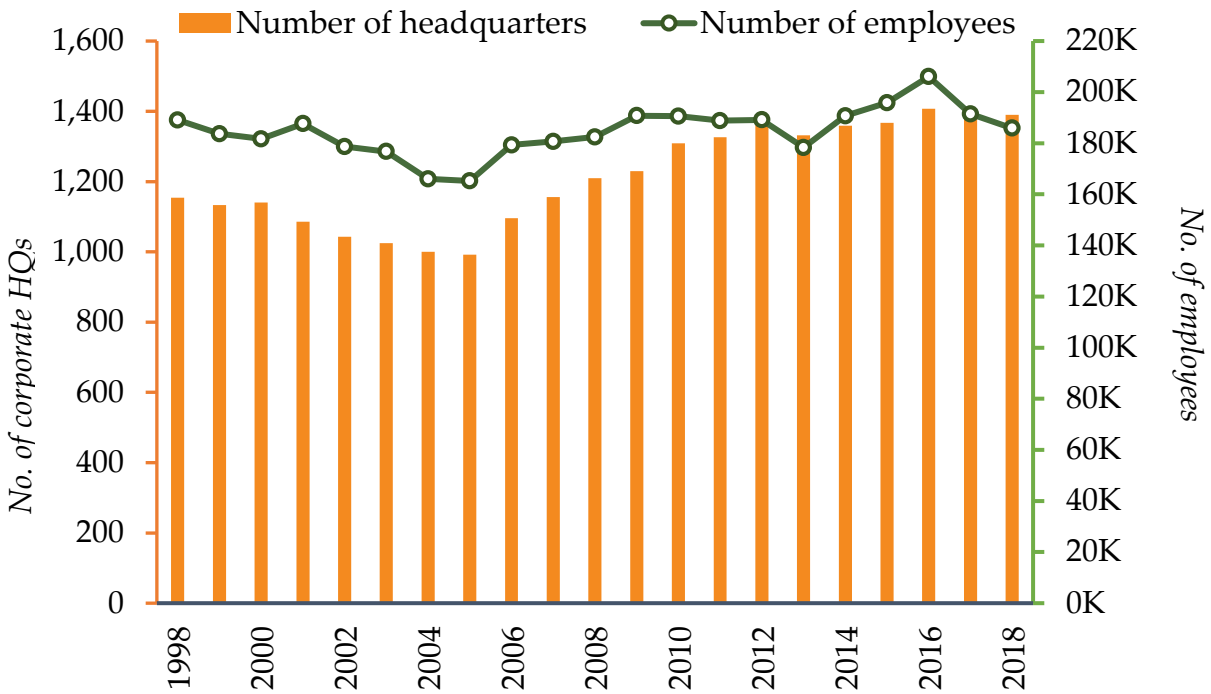
Number of Employees by Year



Number of Establishments by Year

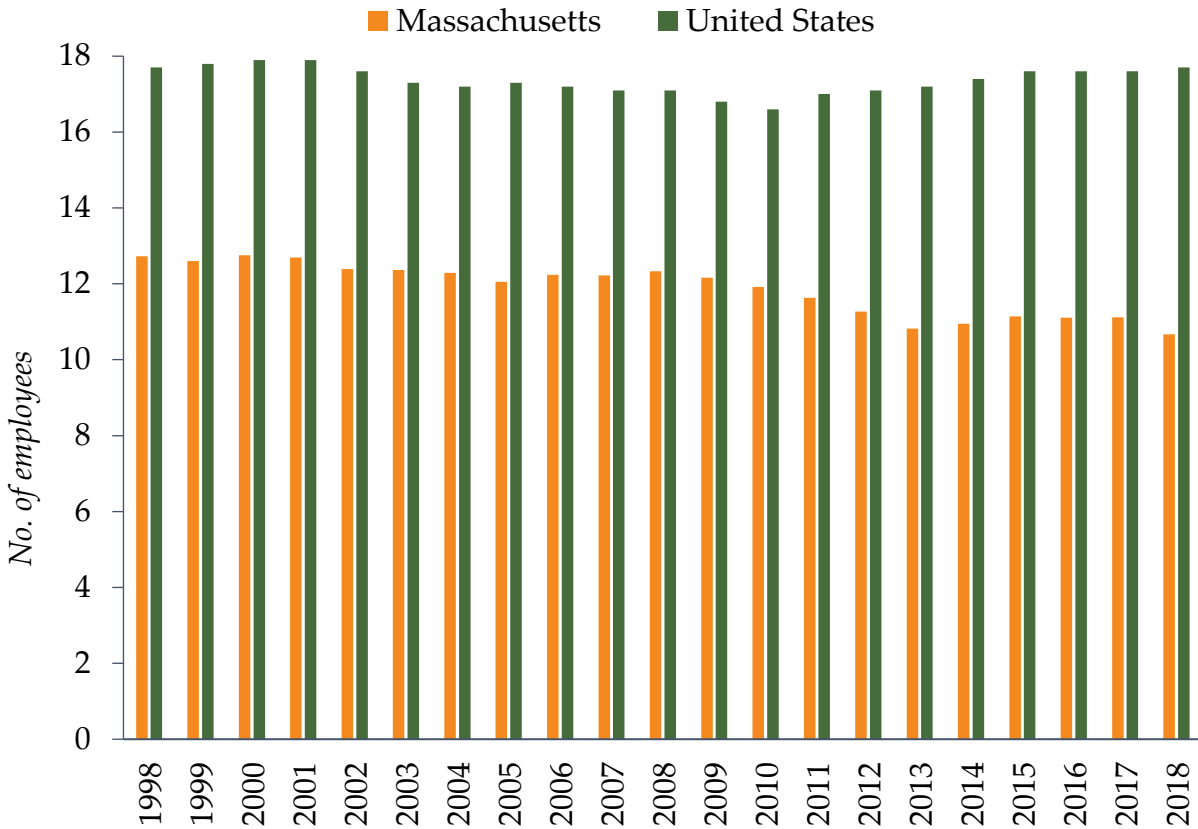


Numbers of Company Headquarters and Associated Employees by Year



Note: In 2018, the number of employees at Massachusetts headquarters represented almost 5% of total employees in Massachusetts. Likewise, the number of establishments identified by YTS data as ‘headquarters’ in 2018 represented 0.4% of total establishments in the state.

Average Firm Size by Year



Note: National firm size figures are from the U.S. Bureau of Labor Statistics, and are calculated as the weighted average of a series of firm size ranges. *Table G: Distribution of private sector firms by size class: 1993/Q1 through 2019/Q1, not seasonally adjusted.* (2020, January 29). Retrieved from U.S. Bureau of Labor Statistics: National Business Employment Dynamics Data by Firm Size Class.

Largest Employers in Massachusetts in 2018

<i>Establishment Name</i>	<i>Industry</i>	<i>Headquarters</i>
Massachusetts General Hospital	Healthcare & Social Assistance	Boston, MA
Dunkin' Donuts	Accommodation & Food Services	Canton, MA
Brigham & Women's Hospital	Healthcare & Social Assistance	Boston, MA
US Post Office	Other Services	Washington, DC
McDonald's	Accommodation & Food Services	Chicago, IL
Stop & Shop	Accommodation & Food Services	Quincy, MA
Market Basket	Accommodation & Food Services	Tewksbury, MA
Home Depot	Retail Trade	Smyrna, GA
CVS/Pharmacy	Retail Trade	Woonsocket, RI
Shaw's Supermarket	Accommodation & Food Services	West Bridgewater, MA